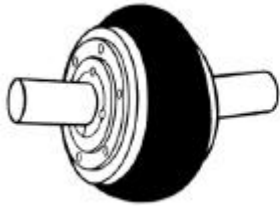


PNEUMABLOC^â ELASTIC COUPLINGS

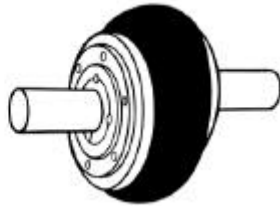
SIZE 280 - 320

FICHE TECHNIQUE
84006 - 1 - 08/97
TECHNICAL DATA SHEET

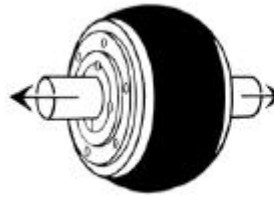
Applications : The PNEUMABLOC[®] couplings are used to solve :



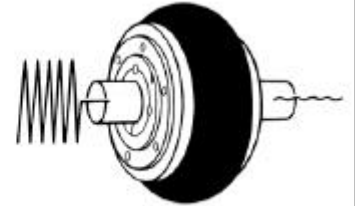
Angular misalignment
4° max



Radial misalignment
3 mm max



Axial displacement
8 mm max



Dampens vibrations

General characteristics :

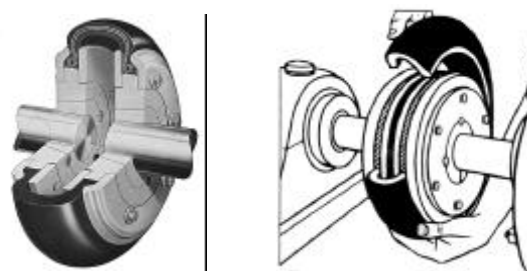
- The flexible element can be changed without disturbing the plates
- The standard flexible part is made of natural rubber → Use temperature range : - 42 °C to + 82 °C
- Instead of the standard element, a neoprene element can be supplied → Use temperature range : - 40 °C to + 100 °C

Apparatus selection :

- Calculation of the power at 100 rpm (under 100 rpm, the determination is based on the nominal torque)
- Calculation of the service factor using the table below

Load type	Driven machines	1,0	1,5	2,0
Light duty	Agitators - Conveyors - Centrifugal compressors - Dynamometers - Air filter - Generators - Shafts lines - Centrifugal pumps - Centrifugal fans	1,0	1,5	2,0
Medium duty	Agitators - Lifting material - Overshot elevator - Textile machinery - Machine tools - Wood working machinery - Mixers - Gyratory pumps - Printing presses - Hoist - Mining fans	1,5	2,0	2,5
High duty	Lifting material - Hammer mills - Crushers - Rotative compressors - Dredgers - Calenders - Gyratory furnaces - Brick machinery - Cutting presses	2,0	2,5	3,0
High inertia Shocks Torque inversion Rotation inversion	Gyratory crushers - Alternative conveyors - Vibrating screens - Alternative compressors Rubber calenders - Mills - Alternative pumps	2,5	3,0	3,5

Technical characteristics :



Size	*** Nominal torque. Nm	Max. speed rpm	Transferable power (kW at 100 rpm) according to the service factor						Static torsion rigidity coefficient * Nm / °	Inertia moment J kgm ²	Weight** kg	
			1	1.5	2	2.5	3	3.5			Tyre	PV flange
PV 280	34730	910	352,5	235	176,25	140,95	117,5	100,71	11270	27,98	20,41	204,1
PV 320	52100	810	528,67	352,5	264,33	211,47	170,35	151,05	17360	54,6	36,29	294,8

- * Values approximate by ± 20 %. For dynamic torsion rigidity, multiply these values by 1,2.
 ** To obtain the total weight, add the weight of two plates and one tyre.
 *** To obtain the maximal torque, multiply the nominal torque by 2.5.

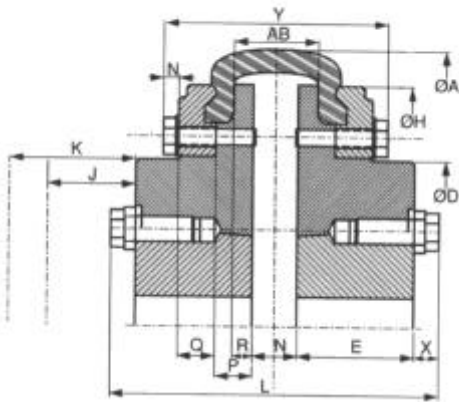
COLMANT CUVELIER S.A.

rue Greuze - B.P. 529 - 59022 LILLE CEDEX - FRANCE

tél : (33) 03 20 67 79 01 - fax : (33) 03 20 67 79 79



Dimensional features of the PV type PNEUMABLOC^â couplings



PV 280 - 320 (HH type)

- The mechanical parts are made of cast iron painted in black.

Size	Bush		Max. bore	Æ A	Æ D	E	Æ H	J*	K**	L	M***	N	P	Q	R	X	Y	AB	Weight (kg)	
	inter-national	Véco-bloc																	Tyre	Flange
PV 280	7060	180.150	180	724	432	150	619	60	111	416,2	56,2	19	47,6	47,5	25,5	30	284,4	107,2	20,41	204,1
PV 320	8065	200.160	200	825	432	165	708	80	111	442,3	52,3	19	61,95	48	31	30	310,2	114,3	36,29	294,8

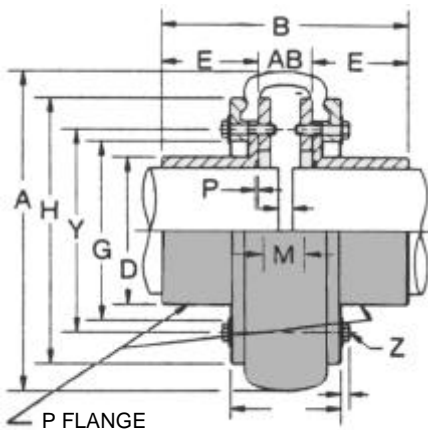
* Necessary distance to tighten the taper bush screws with a short key.

** Necessary distance to loosen the taper bush.

*** Normal distance between shafts equals the M dimension. This can be reduced, but in no case should the shafts touch each other when in use.

For PV 280 and PV 320 types, the screws heads are inset.

Dimensional features of the PP type PNEUMABLOC^â couplings



PP 280 - 320

- The mechanical parts are made of painted steel.

Size			A	B	D	E	F	G	H	M*	N	P	Y	AB**
PP 280	225	115	725	469	305	181	238	445	629	118	17,5	4,8	495	107
PP 320	275	140	825	527	356	206	242,5	534	718	125,5	17,5	4,8	584	114

* Normal distance between the shafts.

** AB is the installation dimension.

COLMANT CUVELIER S.A.

rue Greuze - B.P. 529 - 59022 LILLE CEDEX - FRANCE

tél : (33) 03 20 67 79 01 - fax : (33) 03 20 67 79 79

