



## General characteristics

- Elastic element made in one piece in a star shape.
- Use temperature range : -40°C to 80°C.  
Over this value, please call us.

## Selection

- Calculate the torque to transmit (Nm)

P : power (kW)

$$C = 9550 \times \frac{P}{N}$$

N : rotation speed (rpm)

- Correct the torque value multiplying it by the service factor in the table below

**Internal combustion engines - 1 to 3 cylinders - unevenness factor : 1/80 to 1/100**  
**Internal combustion engines - 4 to 6 cylinders - unevenness factor : 1/100 to 1/200**  
**Electric motor - Steam turbine - Water turbine**

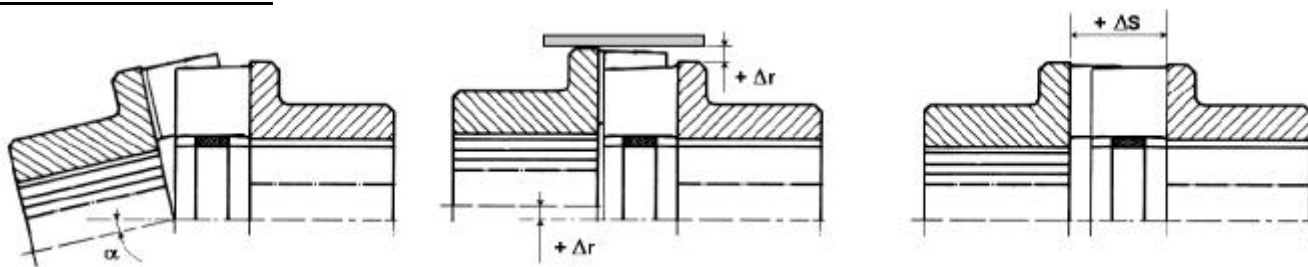
Load type	Driven machines	1,0	1,5	2,0
Light duty	Agitators - Conveyors - Centrifugal compressors - Dynamometers - Air filter - Generators - Shafts lines - Centrifugal pumps - Centrifugal fans	1,0	1,5	2,0
Medium duty	Agitators - Lifting material - Overshot elevator - Textile machinery - Machine tools - Wood working machinery - Mixers - Gyrotory pumps - Printing presses - Hoist - Mining fans	1,5	2,0	2,5
High duty	Lifting material - Hammer mills - Crushers - Rotative compressors - Dredgers - Calenders - Gyrotory furnaces - Brick machinery - Cutting presses	2,0	2,5	3,0
High inertia Shocks Torque inversion Rotation inversion	Gyrotory crushers - Alternative conveyors - Vibrating screens - Alternative compressors Rubber calenders - Mills - Alternative pumps	2,5	3,0	3,5

- Check that the rectified torque is below the nominal torque of the coupling

## Installation

- The couplings exist in a pre-bored version (type C) or with a VECOBLOC® removable bush (type CV)
- For the CV type, the installation position of the FF, HH or FH bush (see over) must be specified with order
- A correct alignment of the shafts gives the length of live of the coupling

## Technical characteristics



Size	Nominal torque (Nm)	Maxi. rotation speed (rpm)	angular $\alpha$ (°)	Out of alignment radial $\Delta r$ (mm)	axial $\Delta S$ (mm)
28	80	8100	1	0,3	0,5
32	160	6400	1	0,4	0,5
42	240	5200	1	0,5	1
50	360	4400	1	0,6	1
65	650	3900	1	0,7	1
75	1280	3100	1	0,8	1
90	3400	2500	1	0,9	1

- ★ The alignment defaults must not exceed the indicated values.  
If it exist several simultaneous defaults, the indicated values will be lower.

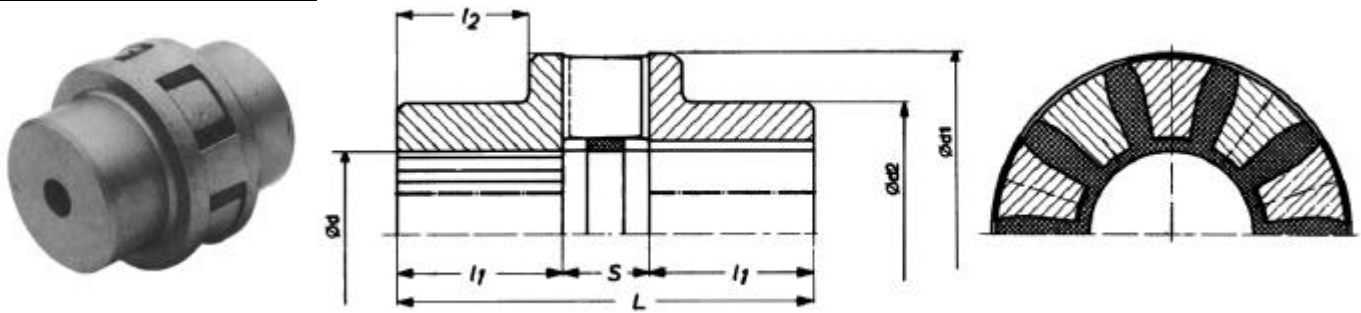
**COLMANT CUVELIER S.A.**

rue Greuze - B.P. 529 - 59022 LILLE CEDEX - FRANCE

tél : (33) 03 20 67 79 01 - fax : (33) 03 20 67 79 79

**COLMANT CUVELIER**  
TRANSMISSION

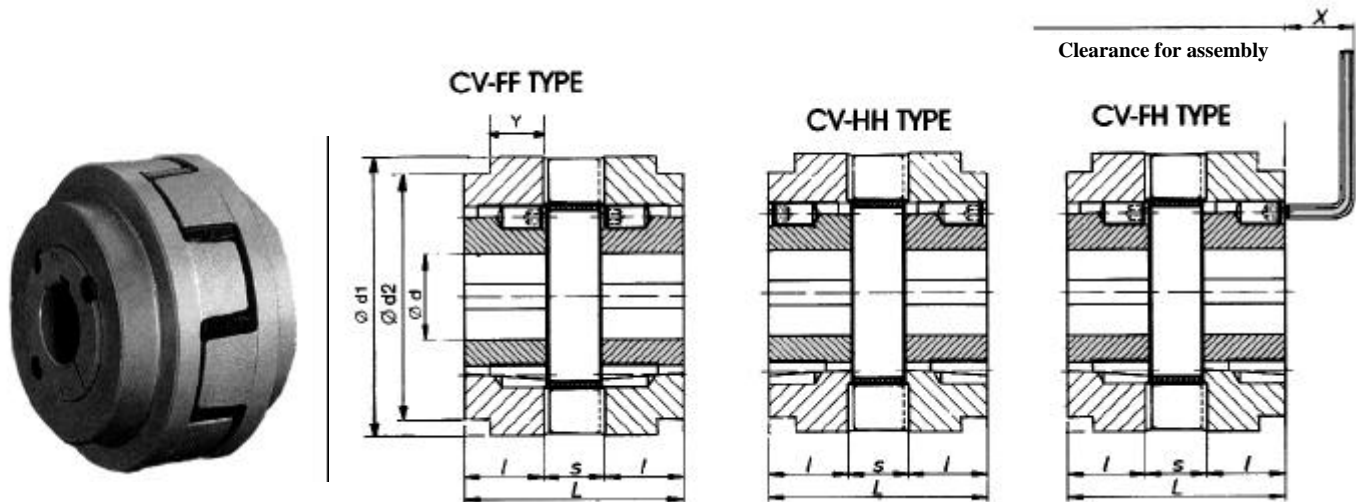
## Coflex® semi-elastic coupling pre-bored version



Size	mini. Ø d Bore	maxi. Ø d Bore	Ø d1	Ø d2	S	L	l1	l2	Weight (kg) *	
									Elastic element	Flange
C28	10	32	74	58	17	73	28	20	0,02	0,75
C32	10	40	92	74	18	88	35	25	0,03	1,50
C42	15	55	114	90	24	108	42	32	0,05	2,40
C50	18	65	132	110	30	130	50	39	0,10	4,00
C65	20	75	156	120	30	160	65	49	0,15	7,20
C75	25	90	194	150	36	186	75	57	0,28	12,0
C90	35	110	254	180	52	232	90	59	0,40	35,5

\*Weight of a complete coupling : add the weight of the elastic element with the weight of two flanges (weight given for the mini. Ø d).

## Coflex® semi-elastic coupling with a VECOBLOC® bush



The way of assembly of the bushes (HH, FF ou FH) must be said with order.

Size	Bush**		mini. Ø d Bore	maxi. Ø d Bore	Ø d1	Ø d2	L	Y	l	S	X	Weight (kg) ***	
	Inter.	VECO.										Elastic element	Flange
CV28	1108	28.20	12	28*	74	58	59	8	21	17	25	0,02	0,60
CV32	1210	30.25	12	32*	92	74	70	10	26	18	35	0,03	1,12
CV42	1610	40.25	12	42*	114	90	76	10	26	24	35	0,05	1,67
CV50	2012	50.30	15	50	132	110	92	11	31	30	35	0,10	2,71
CV65	2517	65.45	18	65	156	120	122	16	46	30	40	0,15	5,62
CV75	3020	75.50	25	75	194	150	138	18	51	36	45	0,28	9,00
CV90	3535	90.90	45	90	254	180	234	31	91	52	50	0,40	27,8

\*For the 28.20 Ø 28, 30.25 Ø 32, 40.25 Ø 40 et Ø 42 bushes, provide for steel bushes and decrease the total high of the keyway by 1 mm.

\*\*The 65.45 Ø 65 et 75.50 Ø 75 bushes must be made of steel.

\*\*\* Weight of a complete coupling : add the weight of an elastic element , two flanges and two bushes.

**COLMANT CUVELIER S.A.**

rue Greuze - B.P. 529 - 59022 LILLE CEDEX - FRANCE

tél : (33) 03 20 67 79 01 - fax : (33) 03 20 67 79 79

